

## **A REPORT ON THE TEACHERS FEEDBACK ON CURRICULUM:**

### **Academic Year 2020-21**

Online feedback on curriculum collected from the teachers of various discipline in the college for academic year 2020-21 on various important aspects which include:

1. Applicability of syllabus to local developmental needs
2. Clarity of the course objectives
3. Difficulty level of the syllabus
4. Scope given to employability
5. Depth of course content
6. Blending of latest knowledge & information
7. The curriculum is balanced with the theoretical and practical knowledge
8. The curriculums provide opportunity for research related activities
9. Curriculum has focused on learning values like knowledge, skills, and analytical abilities
10. Significance of course outcomes
11. Standard and lucidity of textual/ study/reference material suggested
12. Overall rating

- **Total 34 teachers are participated in the survey consisting of 12 parameters/questions.**

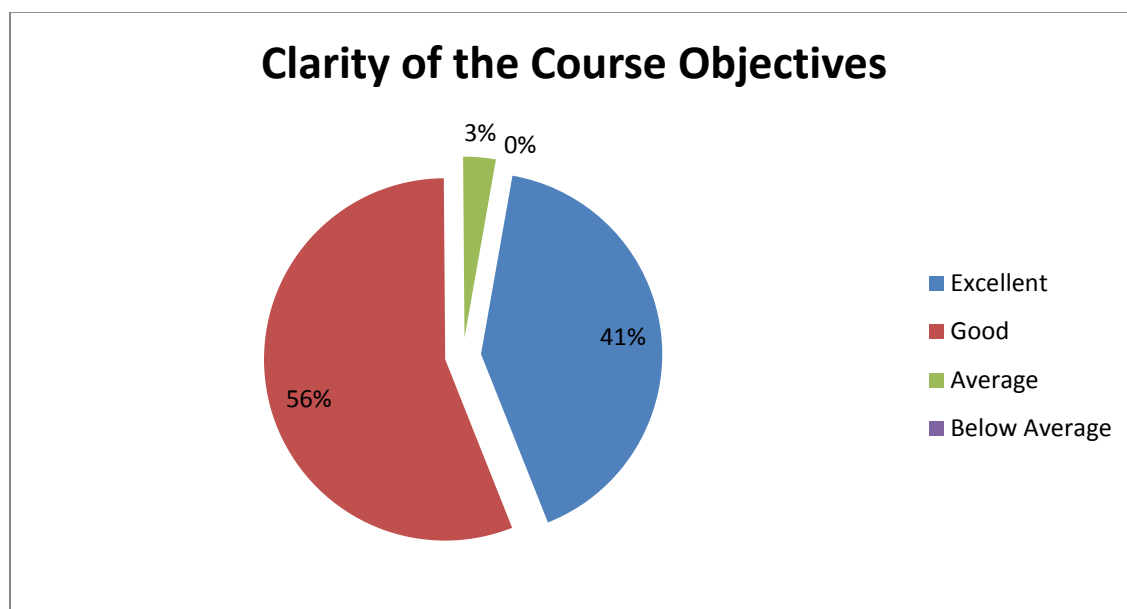
## 1. Applicability of syllabus to Local Developmental Needs:

Responses 34 (47.1%, 47.1%, 5.9%, 0.00%)



## 2. Clarity of the course objectives

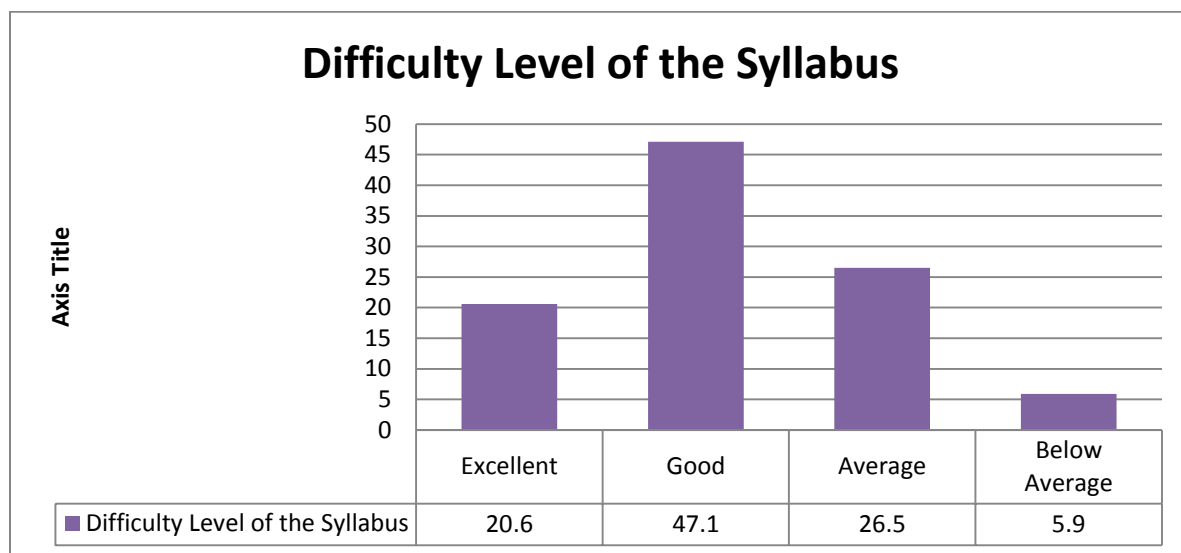
Responses: 34 (41.2%, 55.9%, 1.0%, 0.00%)





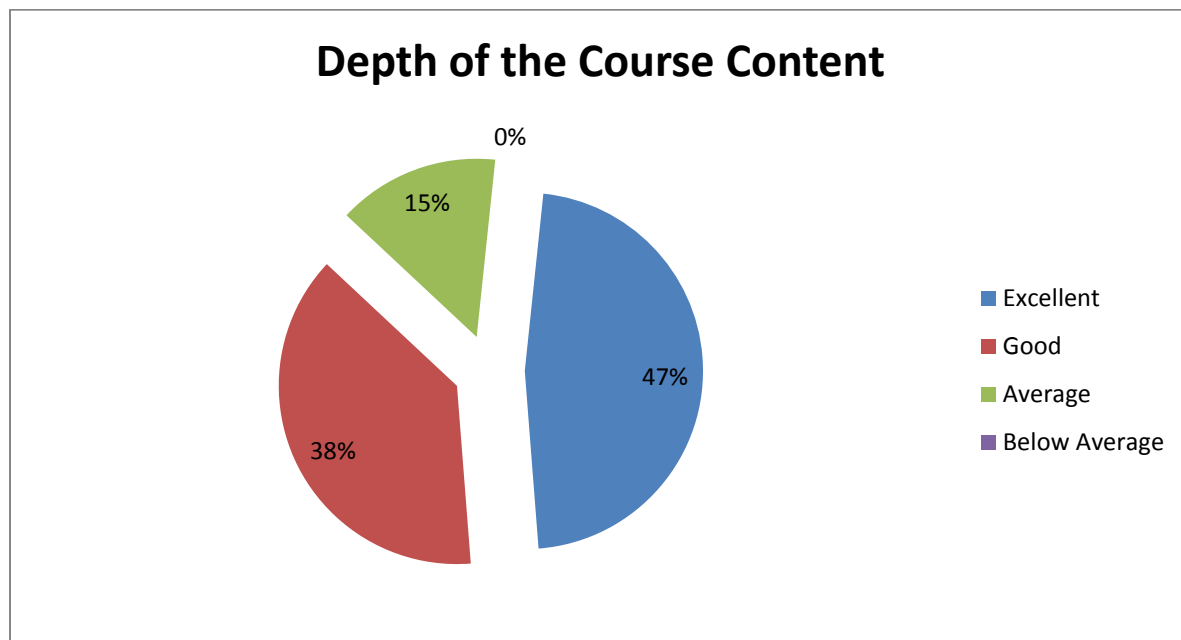
### 3. Difficulty level of the syllabus

Responses: 34 (20.6%, 47.1%, 26.5%, 5.9%)



### 4. Scope given to employability

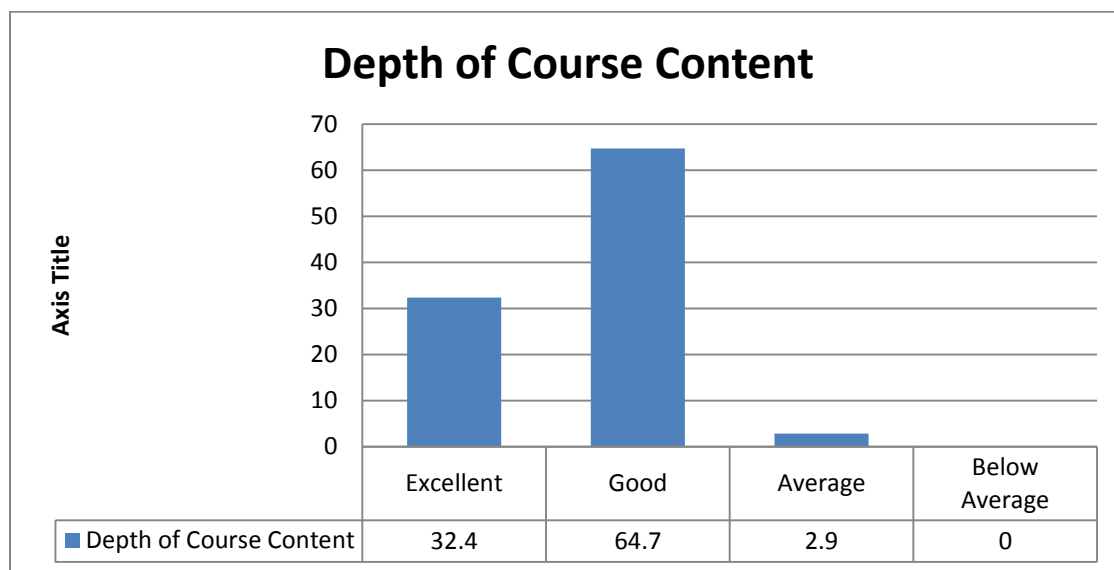
Responses: 34 (47.1%, 38.2%, 14.7%, 0.00%)





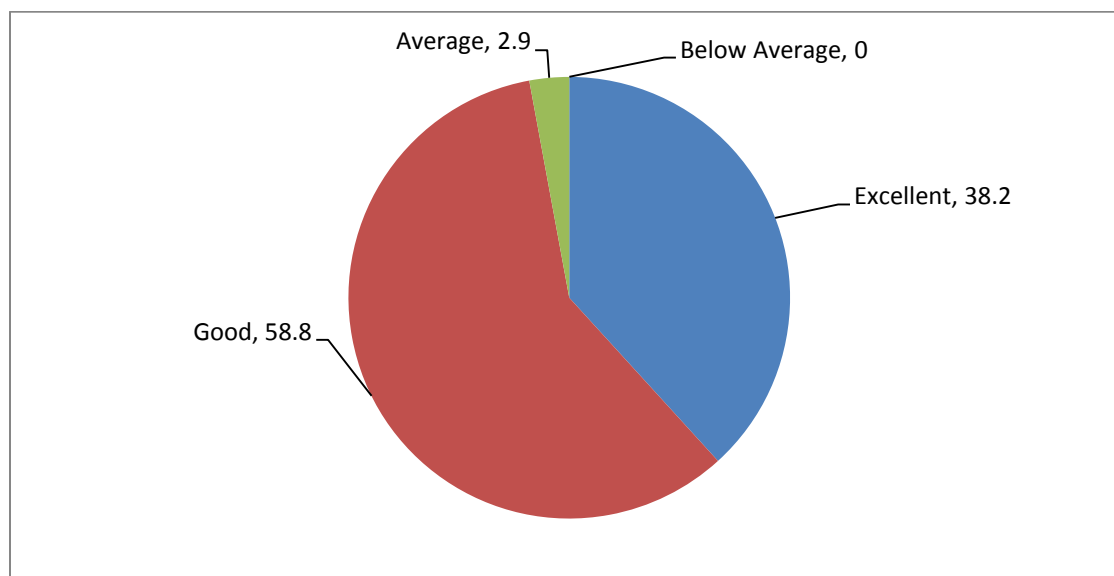
## 5. Depth of course content

Responses: 34 (32.4%, 64.7%, 2.9%, 0.00%)



## 6. Blending of latest knowledge & information

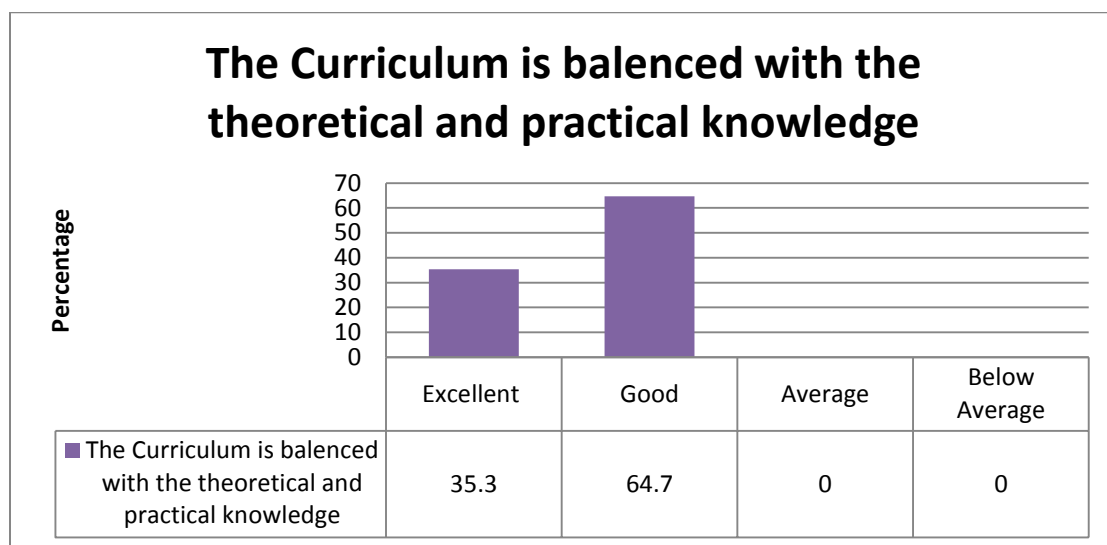
Responses: 34 (38.2%, 58.8%, 2.9%, 0.0%)





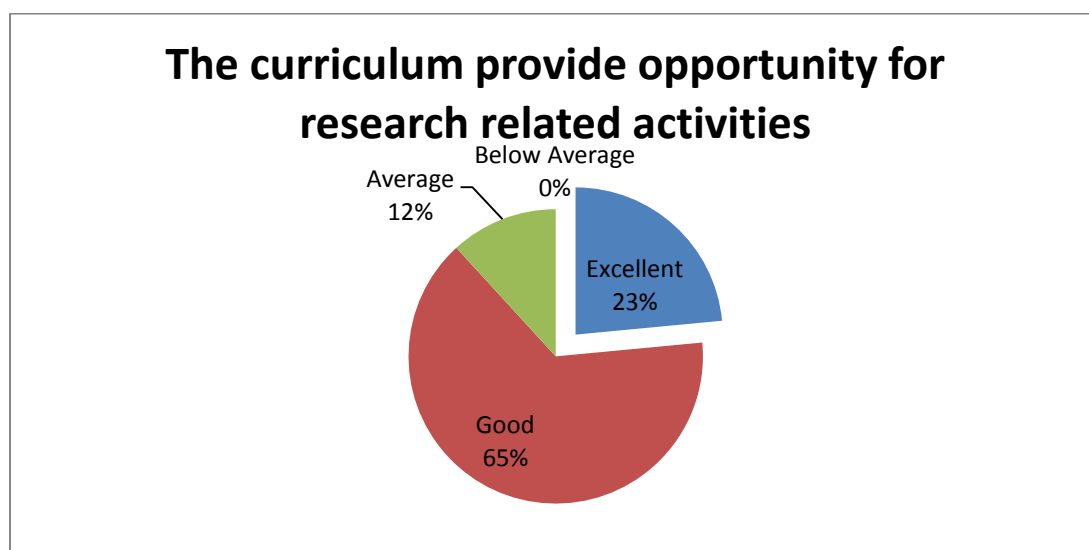
7. The curriculum is balanced with the theoretical and practical knowledge

Responses: 34 ( 35.3%, 64.7%, 0.0%, 0.0%)



8. The curriculums provide opportunity for research related activities

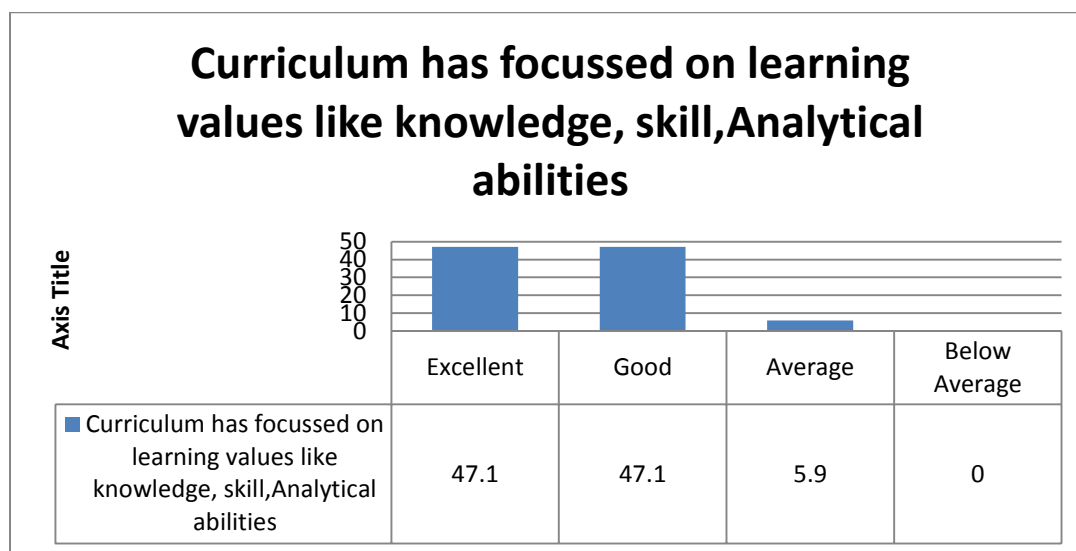
Responses: 34 (23.5%, 64.7%, 11.8%, 0.0%)





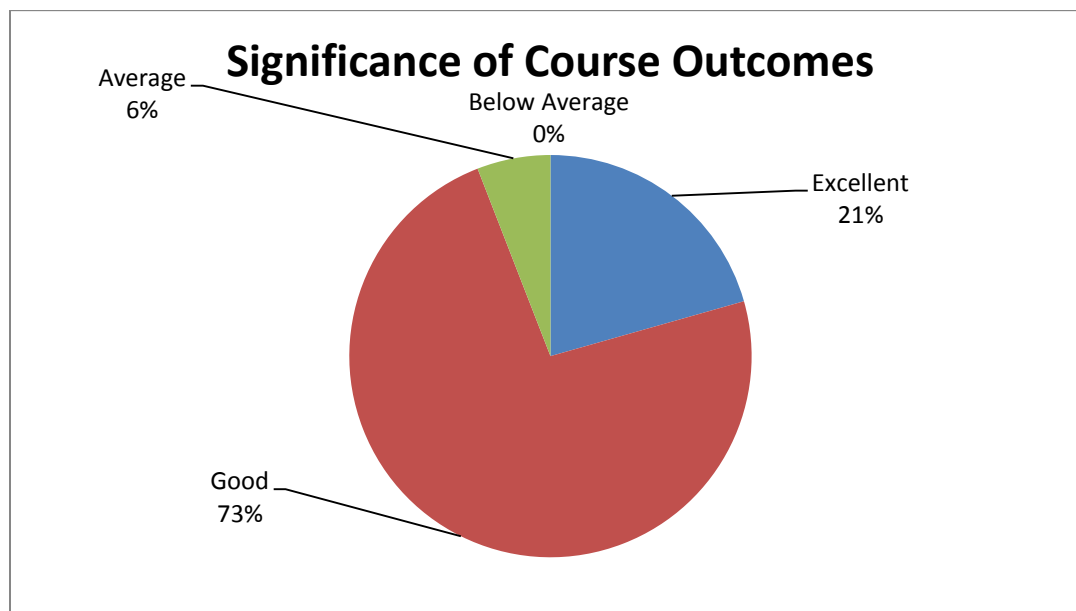
9. Curriculum has focused on learning values like knowledge, skills, and analytical abilities

**Responses: 34 ( 47.1%, 47.1%, 5.9%, 0.0%)**



- ## 10. Significance of course outcomes

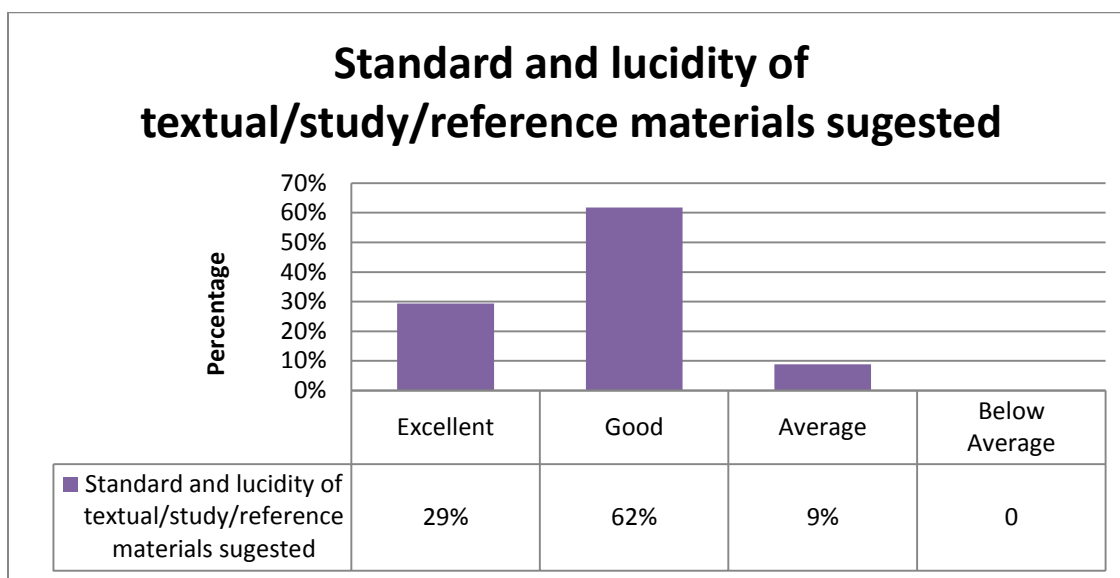
**Responses: 34 (20.6%, 73.5%, 5.9%, 0.0%)**





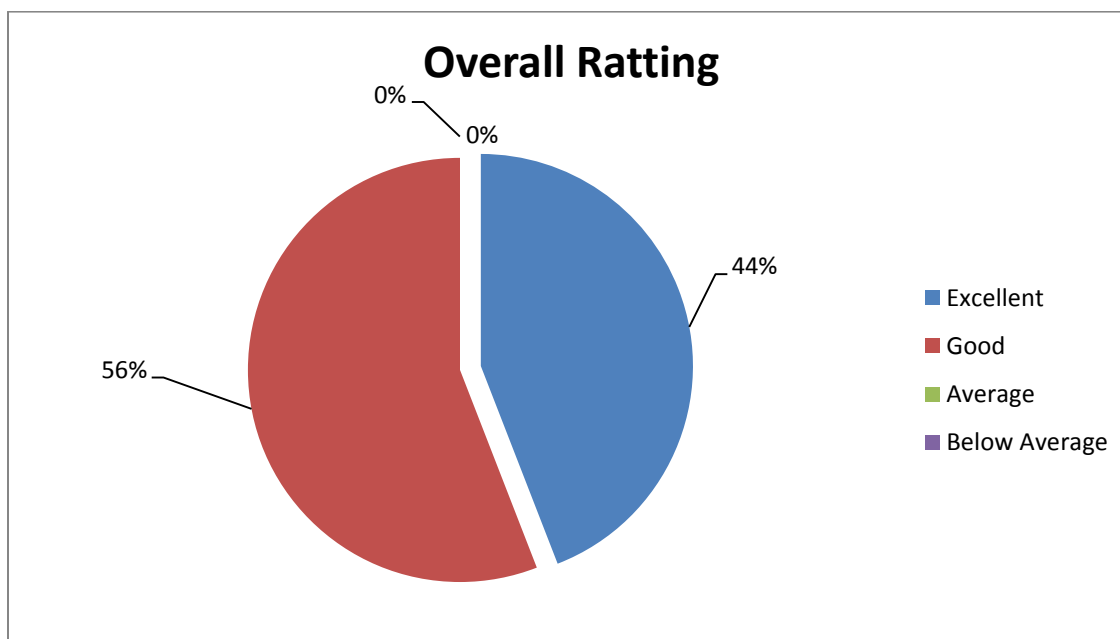
## 11. Standard and lucidity of textual/ study/reference material suggested

Responses: 34 ( 29.4%, 61.8%, 18.8%, 0.0%)



## 12. Overall rating

Responses: 34 ( 44.1%, 55.9%, 0.0%, 0.0%)





## Respondents detail explanation

### 1. Applicability of Syllabus to Local Developmental Needs:

From the total 34 teacher respondents had given their responses on applicability of the syllabus to local developmental needs. It is found that maximum (47.1%) respondent rated as excellent, followed by 47.1% and 5.9%, respondents says good and average respectively.

### 2. Clarity of the Course Objectives:

It is found that the maximum 41.2% of teacher respondent opined that the clarity of the course objectives in curriculum is found excellent; followed by 55.9% remarked as good, 2.9% opined it is as average, no one select the below average option in this respect.

### 3. Difficulty Level of the Syllabus:

As far as difficulty level of the syllabus is concerned maximum (20.6%) number of respondents opined that they found it excellent; followed by 47.1% think it is as good, 26.5% remarked it is as average and 5.9% responses received as below average in this case.

### 4. Scope Given to Employability:

The highest (47.1%) respondents from the total teacher noted that scope given to employability of curriculum found excellent; followed by 38.2% remarked as good, 14.7% opined think it is as average whereas no one select the below average option in this case.

### 5. Depth of Course Content:

The fifth aspect of this survey concerned with depth of course content in curriculum. From the total 34 teacher respondents, majority of teachers (32.4%) says that the depth of course content in curriculum found excellent; 64.7% observed it is good, 2.9% rated it as average and nobody reply the below average option.

### 6. Blending Of Latest Knowledge & Information:



It is observed that the maximum (38.2%) of teacher's respondent opined that blending of knowledge and information in curriculum found excellent; 58.8% says it is good, 2.9% rated it as average and zero responses for the below average option.

**7. The Curriculum Is Balanced With The Theoretical And Practical Knowledge:**

The seventh aspect of the feedback is concerned with the curriculum is balanced with the theoretical and practical knowledge throughout the curriculum. The assembled information specify that the 35.3% of teacher respondents found the curriculum is balanced with the theoretical and practical knowledge in curriculum is excellent, followed by 64.7% says it is good, remaining two options average and below average are not responded.

**8. The curriculums provide opportunity for research related activities:**

From the total 34 respondents, 23.5% of teacher respondents opined that the curriculum provide opportunity for research related activities by curriculum found excellent, majority (64.7%) opined it is good, 11.8% rated it as average and whereas no one select the below average option in this aspect.

**9. Curriculum Has Focused On Learning Values Like Knowledge, Skills, And Analytical Abilities:**

It is observed that the 47.1% of teacher's consider that present curriculum has focused on learning values like knowledge, skills, and analytical abilities experienced is excellent; followed by 47.1% of opined it is good, 5.9% observed as average and no one remarked as below average in this respect.

**10. Significance Of Course Outcomes:**

The around (20.6%) respondents from the total teachers noted that significance of course outcomes from curriculum is found excellent; followed by majority (73.5%) commented as good, 5.9% reflected it is as average whereas nobody select as below average option in this aspect.

**11. Standard And Lucidity Of Textual/ Study/Reference Material Suggested:**

It is found that the maximum (61.8%) of teacher's respondent replied that the standard and lucidity of textual/ study/reference material suggested in curriculum is found good;

29.4% observed it is excellent, 8.8 % rated it as average and no one selected as below average option in this aspect.

**12. Overall rating:**

Conclusive and last parameter of feedback is overall rating of curriculum. From the entire composed information the maximum number of respondents (55.9%) confirmed that curriculum is good and 44.1% declare it is excellent, whereas none is selected as average and below average options.

**Conclusion:**

The consolidated feedback report of teachers on curriculum is shared with the all HOD's /Coordinators/ Officials of different department for further appropriate action and decision making in this respect.